

TL-RTL4/RTL6/RTL7 Roadway Luminaire

Features and Benefits

- 53-155 Watt Low Power and High Performance
- Application – High performance, energy-efficient, solid-state luminaire for roadway lighting applications. Lighting performance equivalent to 150-400 watt HID (high intensity discharge) luminaires with 50%+ energy savings.
- Construction – Heavy-duty, corrosion-resistant, low-copper, die cast aluminum housing and stainless steel hardware provide strength and durability. Powder-coated finish and IP66 construction provides durable resistance to outdoor environments.
- Optics – Precision-molded, high-impact, optical-grade PMMA (polymethyl methacrylate) lenses provide uniform Type II, Type III, Type IV, and Type V distributions. Keyed lens assemblies ensure consistent photometric performance across a broad range of available levels of lumen output. Proprietary optical design provides zero lumens above the horizontal plane
- LED Rated Life (L85)** – 100,000 hours or more when operated in a 25 °C (77 °F) ambient environment. LED rated life is based on 9,000 hours of LED testing per LM-80-08, and projected values per IESNA TM21-11.
- LEDs & PCB (Printed Circuit Board) – High efficiency 4000K/5700K, 70-75 CRI LEDs are mounted to a metal core PCB. PCB is mounted to a finned, aluminum heat sink using a patented, zero air gap technology, which maximizes heat transfer and provides long LED operating life.
- Light Cutoff – Full cutoff, zero uplight.
- Listing – cETLus listed to applicable UL standards. DLC (DesignLights™ Consortium) qualified, and Lighting Facts® listed. IP66 rated. Suitable for ambient temperatures from -40 °C to 40 °C (-40 °F to 104 °F). RoHS (Restriction of Hazardous Substances) compliant. Salt Fog testing conforms to ASTM Designation B117.
- 5 Year Warranty*



TL-RTL™:
 A: 0.95sq ft
 Length: 27.5in
 Width: 10.2in
 Height: 5.0in
 Weight: 27lbs

Applications

- Parking Areas
- Roadways
- Billboards
- Wall pack lighting
- Streets
- Any other space requiring reliable safety and security

OUTDOOR
Cobra Head

Example: TL-RTL4421SND

Model Designator:	LED Quantity:	CCT:	Distribution:	Voltage:	Housing Color:***	Photocell:	Options:
TL-RTL	4 = 48	4 = 4000K	2 = Type II	1 = 120V-277V	S = Silver	O = None	B = Bubble Leveler
	6 = 60	6 = 5700K	3 = Type III	Universal	R = Bronze	P = Digital ****	D = Dimming (0-10vdc)
	7 = 72		4 = Type IV			N = NEMA Receptacle	
			5 = Type V			R = NEMA Photocell	



* For warranty terms please visit our website Trans-Lux.com
 ** L85 LED rated life is the time period at which lumen output has depreciated to 85% of its initial output.
 *** Longer lead times may apply for Bronze.
 **** Integral photocells provide on-board lighting controls and have a rated life of more than 15 years, eliminating the need for frequent replacement of traditional, NEMA receptacle photo cells. Long operational life is provided by a set of four redundant photocells, which provide a fail-safe back-up if one or more photocells fail to operate. Standard programming provides 30% and 70% dimming based on ambient light levels.

Certifications:
RoHS, ETL Listed



Trans-Lux Energy Corporation
 300 N Elizabeth St Suite 610c
 Chicago, IL 60607
 800.559.8197 • www.Trans-Lux.com

TL-RTL4/RTL6/RTL7 Roadway Luminaire

- Mounting – Five cast leveling steps provide a tenon mounting system adjustable from $\pm 5^\circ$. 4-bolt mounting system and 3G vibration rating are standard. Mounting system designed for tenon arms with outside diameters of 1 5/8 – 2 3/8". Tool-less entry to the wiring compartment provides easy installation and maintenance.
- Terminal Block – Standard tunnel-type compression terminal block provides secure wire attachment and quick installation. Terminals are sized for #6 to #14 AWG wire.
- LED Drivers – Available at universal 120-277V at 50/60Hz. Feature high power factor (>90%) and low total harmonic distortion (THD, <10%).
- Ingress Protection – Certified IP66 in Driver and LED compartments. IP54 in arm compartment.
- Surge Protection – 10kV (ANSI/IEEE C64.41.2) is standard.
- Photocontrol Options – Includes (1) a standard, NEMA twist-lock receptacle, or (2) a long-life, high-performance integral photocontrol, which provides automated dimming based on ambient light levels.**

Note: Lumen output is rounded.

Model:	Input Watts:	Input Current (A):			Distribution Type:	4000K		5700K	
		120V	240V	277V		Lumens	Efficacy (LPW)	Lumens	Efficacy (LPW)
48 LEDs	53	0.44	0.22	0.19	II	5,800	109	5,900	111
					III	5,800	109	5,900	107
					IV	5,700	108	5,900	107
					V	5,600	106	5,800	107
	106	0.88	0.44	0.38	II	9,900	93	10,100	95
					III	9,600	91	9,900	93
					IV	9,550	90	9,800	92
					V	9,500	90	9,700	92
60 LEDs	67	0.56	0.28	0.24	II	7,000	104	7,300	109
					III	7,000	104	7,200	107
					IV	7,000	104	7,200	107
					V	6,900	103	7,100	106
	133	1.11	0.55	0.48	II	12,100	91	12,400	93
					III	12,000	90	12,200	92
					IV	12,000	90	12,100	91
					V	11,700	88	12,000	90
72 LEDs	81	0.68	0.34	0.29	II	8,400	104	8,900	110
					III	8,500	105	8,700	107
					IV	8,300	102	8,600	106
					V	8,200	101	8,400	104
	155	1.29	0.65	0.56	II	14,400	93	14,600	94
					III	14,500	94	14,900	96
					IV	14,500	94	14,800	95
					V	14,100	91	14,500	94

OUTDOOR
Cobra Head

** L85 LED rated life is the time period at which lumen output has depreciated to 85% of its initial output.

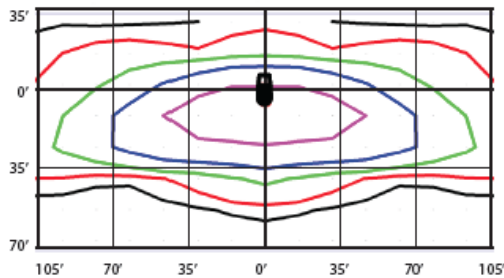
TL-RTL4/RTL6/RTL7 Roadway Luminaire

Type II

Footcandles



(Example: 72 LEDs, 4000K)



	LCS Zone	Lumens	%of Luminaire
Forward Low (FL)	0-30°	2323.1	16.1
Forward Medium (FM)	30-60°	5646.1	39.1
Forward High (FH)	60-80°	2835.2	19.7
Forward Very High (FVH)	80-90°	51.0	0.4
Back Low (BL)	0-30°	803.3	5.6
Back Medium (BM)	30-60°	1435.8	10.0
Back High (BH)	60-80°	1295.8	9.0
Back Very High (BVH)	80-90°	33.1	0.2
Uplight Low (UL)	90-100°	0.0	0.0
Uplight High (UH)	100-180°	0.0	0.0
Total		14423.4	100.0

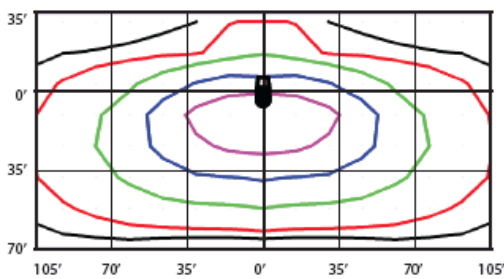
BUG Rating: B3-U0-G3

Type III

Footcandles



(Example: 72 LEDs, 4000K)



	LCS Zone	Lumens	%of Luminaire
Forward Low (FL)	0-30°	2044.2	14.0
Forward Medium (FM)	30-60°	6044.8	41.5
Forward High (FH)	60-80°	3070.5	21.1
Forward Very High (FVH)	80-90°	70.5	0.5
Back Low (BL)	0-30°	786.3	5.4
Back Medium (BM)	30-60°	1393.5	9.6
Back High (BH)	60-80°	1105.3	7.6
Back Very High (BVH)	80-90°	45.2	0.3
Uplight Low (UL)	90-100°	0.0	0.0
Uplight High (UH)	100-180°	0.0	0.0
Total		14560.3	100.0

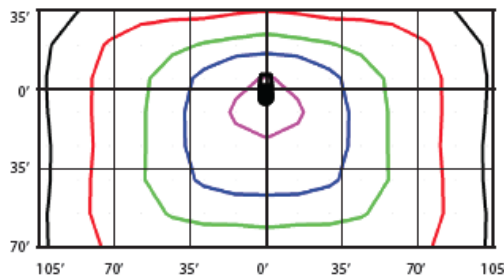
BUG Rating: B3-U0-G3

Type IV

Footcandles



(Example: 72 LEDs, 4000K)



	LCS Zone	Lumens	%of Luminaire
Forward Low (FL)	0-30°	1420.8	9.9
Forward Medium (FM)	30-60°	5202.7	36.1
Forward High (FH)	60-80°	3478.9	24.1
Forward Very High (FVH)	80-90°	118.0	0.8
Back Low (BL)	0-30°	1019.4	7.1
Back Medium (BM)	30-60°	1792.8	12.4
Back High (BH)	60-80°	1306.0	9.1
Back Very High (BVH)	80-90°	76.3	0.5
Uplight Low (UL)	90-100°	0.0	0.0
Uplight High (UH)	100-180°	0.0	0.0
Total		14414.9	100.0

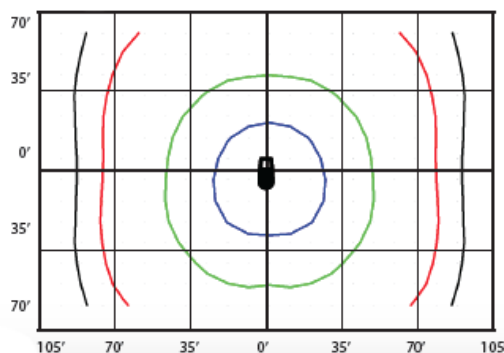
BUG Rating: B3-U0-G3

Type V

Footcandles



(Example: 72 LEDs, 4000K)



	LCS Zone	Lumens	%of Luminaire
Forward Low (FL)	0-30°	839.3	5.9
Forward Medium (FM)	30-60°	3647.5	25.8
Forward High (FH)	60-80°	2884.3	20.4
Forward Very High (FVH)	80-90°	42.1	0.3
Back Low (BL)	0-30°	755.7	5.4
Back Medium (BM)	30-60°	3103.8	22.0
Back High (BH)	60-80°	2794.7	19.8
Back Very High (BVH)	80-90°	43.6	0.3
Uplight Low (UL)	90-100°	0.0	0.0
Uplight High (UH)	100-180°	0.0	0.0
Total		14111.0	100.0

BUG Rating: B4-U0-G2

Note:
 1. Isofootcandle plots depict initial foot-candles at grade.
 2. Gridlines represent units of mounting height of 25 feet.

OUTDOOR
Cobra Head